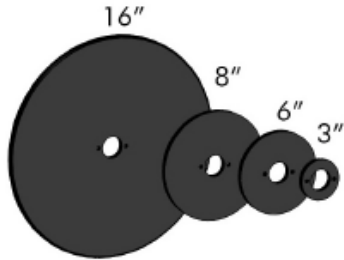


Disk Insert Kit

Assembly Instructions

EP-3010 • EP-3015 • EP-3030 • EP-3035 • EP-3040 • EP-3045 • EP-3080 • EP-3088

The disk insert kit includes:



(2) Size-Specific Disk Inserts

(1) 1/8" Allen Key

(4) Disk Insert Screws


(4) Disk Insert Wingnuts

1




Place the disk insert onto the flat side of the disk then line up the screw holes.

2



Stick the disk insert screws into the disk on the side opposite of the disk insert.

3



Secure with wing nuts.

4



Repeat steps one through three for the second disk.



 Proudly Made in the USA